



ATK1000 - 50 Pc Air Tool Kit – Set Up Guide

Customer Service: 1-800-681-3791

1. Open kit and identify all items per parts list located on the back of this guide.
2. Use the provided thread seal tape on all connections for an air tight seal.
3. Male plugs/nipples are typically connected to air tools, air chucks, and blow guns. Female plugs are typically used for air hose and spray guns.
4. The quick disconnect coupler is typically placed at the end of the air hose so that tools can be connected easily.




2

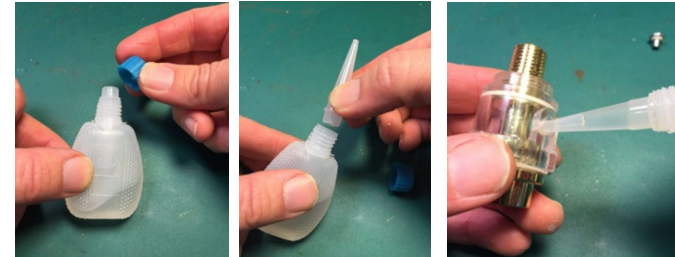
3

4

5. Various blow gun attachments are included for inflation and cleaning tasks. Some tips screw directly into the blow gun end, while others attach to the adapter nozzle as shown.



6. The inline oiler can be filled and placed near the tool end of the air hose as shown.



7. The 360 degree swivel can be connected to any tool to provide greater mobility and access to hard to reach areas.
8. The various driver bits included can be used with the ratchet by inserting into the bit adapter as shown.



7




8



Item ATK1000 - 50 Pc Air Tool Kit – Parts List

- | | | |
|--------------------------|---------------------------------|-------------------------------------|
| 1. 1/2" Impact Wrench | 8. Chisel Bits | 15. 1/2" Socket Extension |
| 2. 3/8" Air Ratchet | 9. Chisel Bit Retainer Spring | 16. Drive Bits and 3/8" Bit Adapter |
| 3. Air Chisel / Hammer | 10. 360 Degree Swivel | 17. Dual Air Chuck |
| 4. Blow Gun | 11. Thread Seal Tape | 18. Ball Air Chuck |
| 5. Quick Connect Plugs | 12. Air Tool Oil | 19. Hose Connectors |
| 6. Quick Connect Coupler | 13. 1/2" Drive Air Sockets | 20. Blow Gun Attachments |
| 7. Inline Oiler | 14. 1/2" to 3/8" Socket Adapter | 21. Allen Wrench |



Customer Service: 1-800-681-3791